

Trade->Bonds

**Buy Bonds** Sell Bonds CD & Treasury Ladder Builder

# Invest in Bonds at Schwab

You're in the right place for bonds

## Visit Find Bonds & Fixed Income

Access listings from over 200 dealers, offering over 36,000 daily CUSIPs, including more than 20,000 municipal bonds<sup>1</sup>. The rates shown below are the best available for each maturity range and product based on \$25,000 face value amount. Click on the individual rates for the bond details. Rates and yields are 15 minutes delayed. Yields displayed are inclusive of mark-ups. [View our mark-up schedule](#).

## Fixed Income Offerings

POWERED BY **BondSource™**

	3 Mo	6 Mo	9 Mo	1 Yr	18 Mo	2 Yr	3 Yr	4 Yr	5 Yr	10 Yr	20 Yr	30 Yr+
CDs	3.34	3.73	3.86	4.00	3.80	4.10	4.00	3.95	4.15	4.50	--	--
Bonds												
U.S. Treasuries	3.22	3.78	3.89	3.97	3.95	3.91	3.83	3.76	3.66	3.45	3.84	3.52
U.S. Treasury Zeros	--	--	--	3.67	3.73	3.76	3.76	3.65	3.63	3.59	3.97	--
Government Agencies	--	--	3.74	3.95	3.99	4.06	4.14	3.81	4.46	4.96	4.35	4.47
Corporates (AAA)	--	--	--	3.72	--	--	3.91	3.90	3.90	--	4.42	5.00
Corporates (AA)	--	--	3.28	3.72	--	--	3.91	3.98	4.20	4.34	4.96	5.00
Corporates (A)	--	--	3.28	3.72	--	--	3.91	3.98	4.20	4.34	4.96	5.00
Corporates (BBB)	--	--	3.28	3.72	--	--	3.91	3.98	4.20	4.34	4.96	5.00

Now, just pick something like 6 month U.S. Treasuries. This will give you secondaries using the six month range as the search criteria:

My Saved Searches

2022 Mid-Year Outlook: Fixed Income [Read Schwab's perspective here](#)

Overview

Find Bonds & Fixed Income

CD & Treasury Ladder Builder

Bonds

New Issues

CDs

Bond ETFs

Treasuries

Update Results

Modify Search

Save Search

Search criteria

Show best quote only

Maturity: MAR2023 - APR2023


Sorted by

YTM, MATURITY

Export Results For This Page

Action	Description	Coupon	Maturity	Quote	Quantity	Price	Min	Max	YTM %	YTW %	Accrued Interest	Estimated Total	Market Depth
<a href="#">View Only</a>	US Treasury BILL 03/16/2023 912796YLT	0.000	03/16/2023	Ask	50	98.19500	50	245975	3.791	--	--	49,097.500	<a href="#">View</a>
<a href="#">View Only</a>	US Treasury BILL 03/09/2023 912796YK9	0.000	03/09/2023	Ask	50	98.28200	50	250000	3.753	--	--	49,141.000	<a href="#">View</a>
<a href="#">View Only</a>	US Treasury BILL 03/23/2023 912796U31	0.000	03/23/2023	Ask	25	98.15000	1	710	3.738	--	--	--	<a href="#">View</a>
<a href="#">View Only</a>	US Treasury 8.125% 03/31/2023 91282CBU4	0.125	03/31/2023	Ask	25	98.15200	1	5247	3.696	--	14.770	24,552.770	<a href="#">View</a>
<a href="#">View Only</a>	US Treasury 1.5% 03/31/2023 91282BQ29	1.500	03/31/2023	Ask	25	98.89400	1	7347	3.636	--	177.250	24,900.750	<a href="#">View</a>
<a href="#">View Only</a>	US Treasury 2.5% 03/31/2023 91282B4D9	2.500	03/31/2023	Ask	25	99.43300	1	5497	3.594	--	296.420	25,153.670	<a href="#">View</a>
<a href="#">View Only</a>	US Treasury 0.5% 03/15/2023 91282B7D6	0.500	03/15/2023	Ask	25	98.52300	1	5947	3.591	--	1.730	24,632.480	<a href="#">View</a>

Click on new issues and select Treasuries:

 2022 Mid-Year Outlook: Fixed Income. Read Schwab's perspective [here](#).

Overview **Find Bonds & Fixed Income** CD & Treasury Ladder Builder

[Bonds](#) **New Issues** [CDs](#) [Bond ETFs](#)

## Find New Issues

### Search by Product





Bond Type  Treasury Auctions  [Upcoming Treasuries Auctions](#)

### Treasury Auctions

Search criteria Sorted by		Maturity Range: 12/22/2022 - 08/15/2042 Maturity, Description		
Action	Description	Auction Date	Maturity	
<a href="#">Buy</a>	US Treasury BILL 12/22/2022	09/19/2022	12/22/2022	3 months, 5 days from today
<a href="#">Buy</a>	US Treasury BILL 03/23/2023	09/19/2022	03/23/2023	6 months, 6 days from today
<a href="#">Buy</a>	US Treasury TIP 0.625% 07/15/2032	09/22/2022	07/15/2032	9 years, 9 months, 28 days from today
<a href="#">Buy</a>	US Treasury 3.375% 08/15/2042	09/20/2022	08/15/2042	19 years, 10 months, 29 days from today

This notification is to inform you of certain information which municipal securities dealers must provide their clients per the Municipal Securities Rulemaking Board (MSRB), including the following:

Now pick buy, e.g. the 6-month T-Bill being auctioned Monday:

CUSIP / ID	Strategy	US Treasury BILL 03/23/2023 <a href="#">Detailed Info</a> 	
<input type="text" value="912796U31"/>	<input type="button" value="Treasury Auction"/>		
Settlement Date: <b>09/22/2022</b>		Maturity: <b>March 23, 2023</b> (6 months and 6 days from today)	
		Auction Date: <b>09/19/2022</b>	As of 11:28 AM ET, 09/17/2022
Action	Amount in Dollars (Face Value) <sup>1</sup>		
<a href="#">Buy at Auction</a>	\$ <input type="text" value="10"/> ,000 (Minimum: \$1,000; \$5,000,000 available in \$1,000 increments)		
Auto-Rollover 	<input checked="" type="radio"/> No <input type="radio"/> Yes		
Order Type 	Timing 		
<input type="button" value="Market Order"/>	<input type="button" value="Day Only"/>		
Expires at the end of the trading day if not filled.			
<small>1. To purchase more than the maximum quantity, please call a Bond specialist at 800-626-4600. Quantities vary based on availability.</small>			
		<input type="button" value="Clear"/>	<input type="button" value="Back to Search"/>
		<input type="button" value="Review Order"/>	